

Continuous Probabilistic Modeling of the Sleep Process

{Achim.Lewandowski, Roman.Rospal, Georg.Dorffner}@meduniwien.ac.at

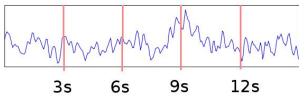
Introduction

We present a continuous probabilistic sleep model. We describe sleep stages via posterior probabilities of a finite number of states, not necessarily reflecting the standardized Rechtschaffen and Kales (RK) sleep stages. Our goal is to overcome existing limits of the RK rules by using a **finer temporal resolution** (3 sec instead of 30 sec), a **finer sleep structure resolution** (from 10 up to 35 states instead of Wake, N1, N2, N3, REM) and **continuous sleep profiling** instead of the discrete RK staging.

We contrast statistics derived from the state posteriors with the objective results of psychometric tests and questionnaires reflecting the quality of sleep. In addition, we re-combine states with the aim to define areas of higher correlations to sleep quality. We demonstrate that these statistics are in general superior to their counterparts defined by the RK labels.

Methods

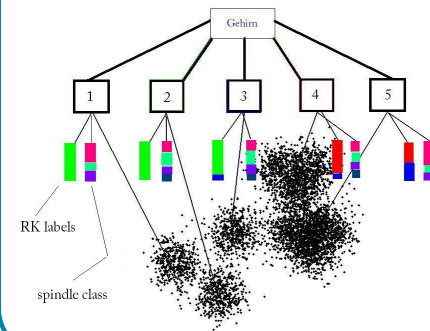
We use the C3-M2 (and C4-M2 as a substitute) EEG channel. To unify laboratory differences we downsample data to 100 Hz and bandpass filter data with a Butterworth filter of order 8 and a frequency range of 0.4 to 40 Hz.



For each 3 sec segment a AR(10) model is fitted: $X_t = a_1 X_{t-1} + a_2 X_{t-2} + \dots + a_{10} X_{t-10} + e_t$
To each 3 sec interval a value $s \in \{0, 1, 2, 3\}$ is assigned (0: no spindle, 1,2,3: spindle with increasing certainty). The RK labels c are assigned by the automatic sleep scoring system, Somnolyzer24x7, to each 30 sec long data segment.

The separator model (SM; that is, the Gaussian Mixture Model with 2 attached class labels) assumes the existence of a latent variable Z with K possible states and

$$p(a, c, s) = \sum_{z=1}^K p(z) p(a|z) p_R(c|z) p_S(s|z)$$



References

[AGP05] Anderer, P. et al. An e-health Solution for Automatic Sleep Classification According to Rechtschaffen and Kales: Validation Study of the Somnolyzer 24 x 7 Utilizing the Siesta Database. *Neuropsychobiology*, 51(3):115-133, 2005.

[HH00] Himanen, S.L. and Hasan, J. (2000). Limitations of Rechtschaffen and Kales. *Sleep Medicine Reviews*, 4:149-167, 2000.

[KKP01] Klösch, G., et al. The SIESTA project polygraphic and clinical database. *IEEE Eng Med Biol Mag*, 20:51-57, 2001.

[RK68] Rechtschaffen, A. and Kales, A. A manual of Standardized Technology, Techniques and Scoring Systems for Sleep Stages of Human Subjects. Technical Report, Brain Information Brain Research Institute UCLA, Los Angeles, 1968.

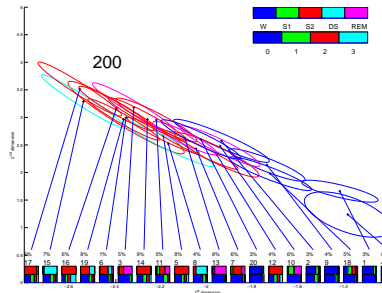
[Sch08] Schulz, H. Rethinking Sleep Analysis. Comment on the AASM Manual for the Scoring Sleep and Associated Events. *Journal of Clinical and Sleep Medicine*, 4(2):99-102, 2008.

Funding

The authors are supported by the Austrian Science Fund FWF (Fonds zur Förderung der wissenschaftlichen Forschung). We are financed through the stand-alone project P19857 'Multi-sensor sleep modeling based on contextual data fusion'.

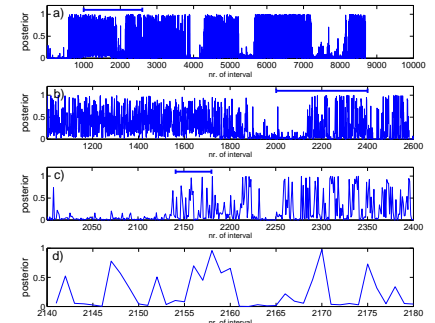
Fitting of a model

Two night PSG recordings of 175 healthy subjects between 20 and 95 were used. The RK scorings were available for each recording. Models were fitted using the EM algorithm.



The fitted Gaussians $p(a|z)$ (2 of 10 dimensions) and fitted RK and spindle class probabilities are depicted ($K=20$). Bootstrap simulations showed that the number K can be as high as 35 (criterion: likelihood or conditional log-likelihood on independent test sets).

Applying a model



Posteriors for a subset merging Deep Sleep and spindle-rich N2 states.

Applying a model means to present an observation (a, s) and to calculate the posteriors

$$p(z|a, s) = \frac{p(z)p(a|z)p_S(s|z)}{\sum_k p(k)p(a|k)p_S(s|k)}$$

or the RK posteriors

$$p(c|a, s) = \sum_{z=1}^K p(z|a, s)p_R(c|z)$$

Application: Maximize correlations with subset approach

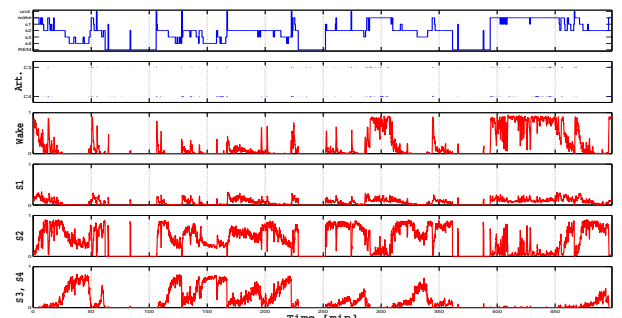
We consider 'Relative Time Spent (RTS)' in a certain state (sum of posteriors of this state over the night/number of intervals). For each sleep quality variable (SQV) we find a subset with the maximum correlation of RTS (subset) to SQV. We performed 50 runs with independent Bootstrap samples for training (fit the model), evaluating (choose the subset) and testing (judge the performance).

| Var | SRAW | SRK | SORIG | RAW | RK | ORIG | |
|-------|-------|-----------|--------------|-----------|-----------|--------------|---|
| age | 0.775 | 0.601 (0) | 0.511 (0) | 0.664 (0) | 0.576 (0) | 0.477 (0) | Average absolute correlations on the test set |
| psqi | 0.253 | 0.098 (1) | 0.122 (3) | 0.149 (7) | 0.088 (2) | 0.108 (4) | (S)RAW: (subsets of) raw posteriors |
| tot | 0.361 | 0.316 (9) | 0.368 (29) * | 0.278 (5) | 0.317 (9) | 0.365 (29) * | (S)RK: (Subsets of) RK posteriors |
| s_qua | 0.380 | 0.342 (8) | 0.414 (31) * | 0.283 (2) | 0.341 (7) | 0.371 (18) * | (S)ORIG: (Subsets of) RK original |
| a_qua | 0.242 | 0.151 (4) | 0.182 (8) | 0.146 (5) | 0.125 (2) | 0.182 (8) | (): number of equal or larger correlations than SRAW |
| s_com | 0.416 | 0.269 (0) | 0.313 (0) | 0.342 (4) | 0.268 (0) | 0.313 (0) | |
| sys_e | 0.527 | 0.453 (0) | 0.341 (0) | 0.425 (0) | 0.384 (0) | 0.321 (0) | |
| drive | 0.275 | 0.219 (8) | 0.166 (4) | 0.172 (2) | 0.175 (3) | 0.123 (0) | |
| mood | 0.208 | 0.160 (6) | 0.222 (31) * | 0.101 (3) | 0.124 (2) | 0.158 (13) | |
| aff | 0.239 | 0.112 (1) | 0.141 (6) | 0.111 (2) | 0.077 (1) | 0.117 (3) | *: not significantly different from SRAW |
| drows | 0.280 | 0.218 (6) | 0.210 (4) | 0.171 (3) | 0.191 (4) | 0.201 (6) | |
| num_m | 0.458 | 0.286 (0) | 0.204 (0) | 0.420 (5) | 0.282 (0) | 0.199 (0) | |
| fma_r | 0.507 | 0.346 (0) | 0.295 (0) | 0.392 (1) | 0.350 (0) | 0.290 (0) | +: different, but more often larger correlations |

Application: Psychometric Variables & Factor Scores

Factor analysis was applied to 23 external criteria of sleep (psychometric variables). Three distinct factor scores (FS) were observed and extracted. The FS were correlated with features extracted from both the discrete RK and continuous SM sleep profiles.

| Var | FS1 | FS2 | FS3 |
|-------|--------|--------|--------|
| age | -0.010 | -0.605 | +0.423 |
| psqi | +0.238 | +0.036 | +0.133 |
| s_qua | +0.234 | -0.133 | +0.028 |
| a_qua | +0.542 | -0.168 | +0.009 |
| s_com | +0.308 | -0.142 | +0.133 |
| num_m | +0.009 | +0.506 | -0.144 |
| wb_e | +0.433 | +0.158 | -0.060 |
| wb_m | +0.704 | +0.141 | -0.034 |
| pu1_m | -0.020 | -0.027 | +0.028 |
| pu1_e | -0.139 | -0.064 | -0.034 |
| sys_m | +0.097 | -0.338 | +0.771 |
| sys_e | +0.024 | -0.256 | +0.831 |
| dia_m | +0.133 | -0.033 | +0.710 |
| dia_e | +0.066 | +0.105 | +0.731 |
| drive | +0.845 | +0.037 | -0.049 |
| mood | -0.686 | +0.081 | +0.093 |
| aff | -0.663 | +0.164 | +0.036 |
| drows | +0.819 | +0.075 | -0.119 |
| ad_ts | -0.088 | +0.586 | -0.160 |
| ad_sv | +0.018 | -0.002 | -0.038 |
| errp | +0.003 | -0.174 | -0.047 |
| fma_r | -0.021 | +0.941 | -0.050 |
| fma_l | +0.008 | +0.883 | +0.018 |



| Var | 1st SM | 2nd SM | 3rd SM | 1st RK | 2nd RK | 3rd RK |
|-------|---------|----------|-----------|---------|-----------|---------|
| s_qua | -41 eff | +40 wtsp | +40 aW | -41 eff | +41 wtsp | -34 tst |
| FS2 | +42 aS2 | -39 aS1 | +38 aS2q4 | -34 fw | -33 wtsp | +33 sLR |
| FS3 | -39 aD | -37 a2D | +36 aS1q2 | -36 S4 | -35 tstS4 | -30 D |